



# 5 Steps for Testing with GetaKit



## — What is GetaKit?

GetaKit is a study from the University of Ottawa that partners with local public health units across Ontario to offer **FREE** online assessments and lab-based testing for sexually transmitted infections (STIs) and HIV.

For most orders, your 'kit' will be digitally delivered to a testing lab of your choice. Orders with physical materials like swabs for HIV self-testing kits will be delivered to your address in discreet packaging.

## Order in 5 Easy Steps:

- 1 Step One**  
Login or Register
- 2 Step Two**  
Get Assessed
- 3 Step Three**  
Order Your Tests
- 4 Step Four**  
Complete Your Tests
- 5 Step Five**  
Get Your Results

1

**Step One**  
Login or Register

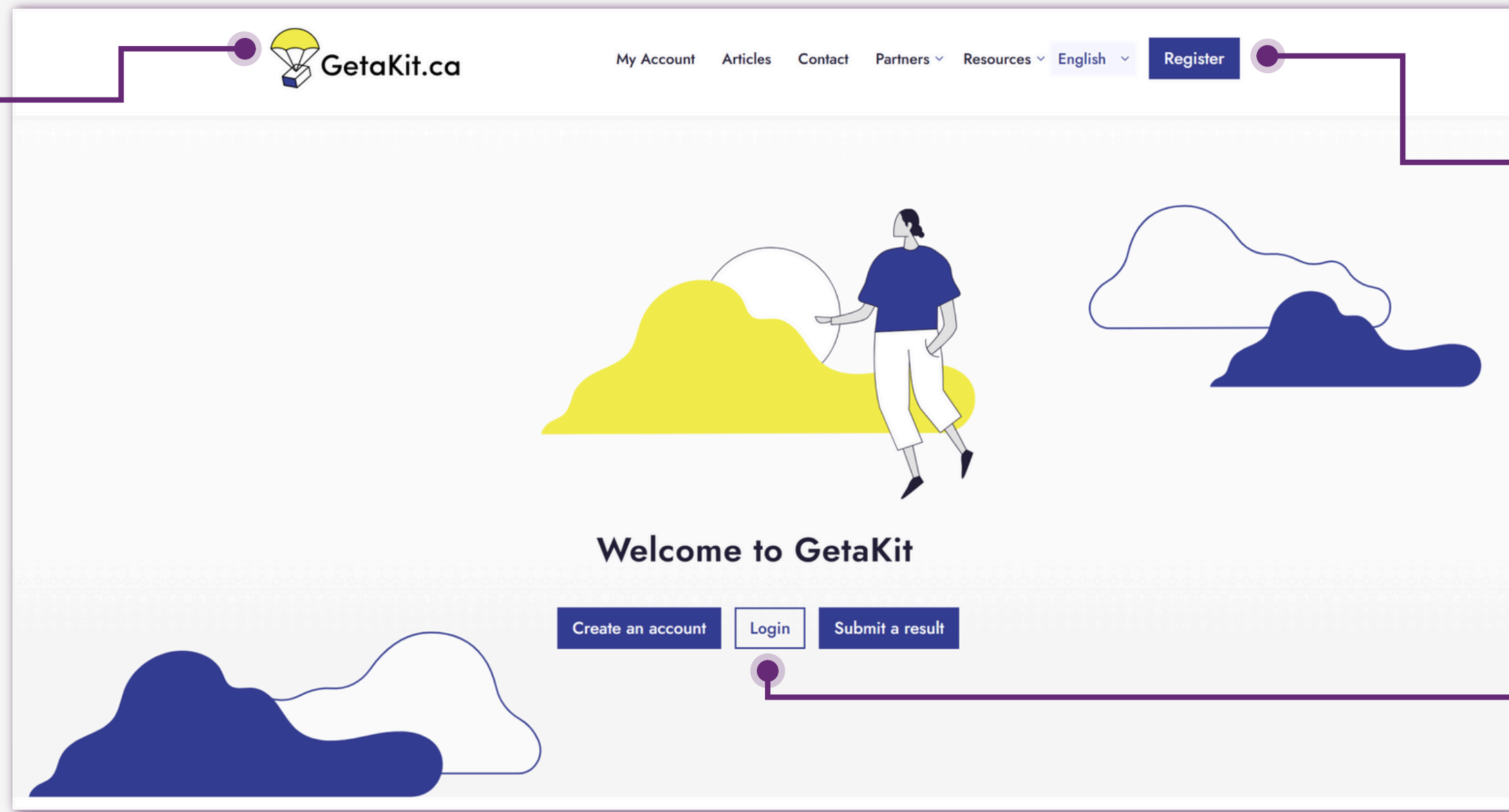
**Step Two**  
Get Assessed

**Step Three**  
Order Your Tests

**Step Four**  
Complete Your Tests

**Step Five**  
Get Your Results

! Go to GetaKit.ca



! If you don't have an account, click **Register**.

! If you already have an account, click **Login**.



**Step One**  
Login or Register



**Step Two**  
Get Assessed



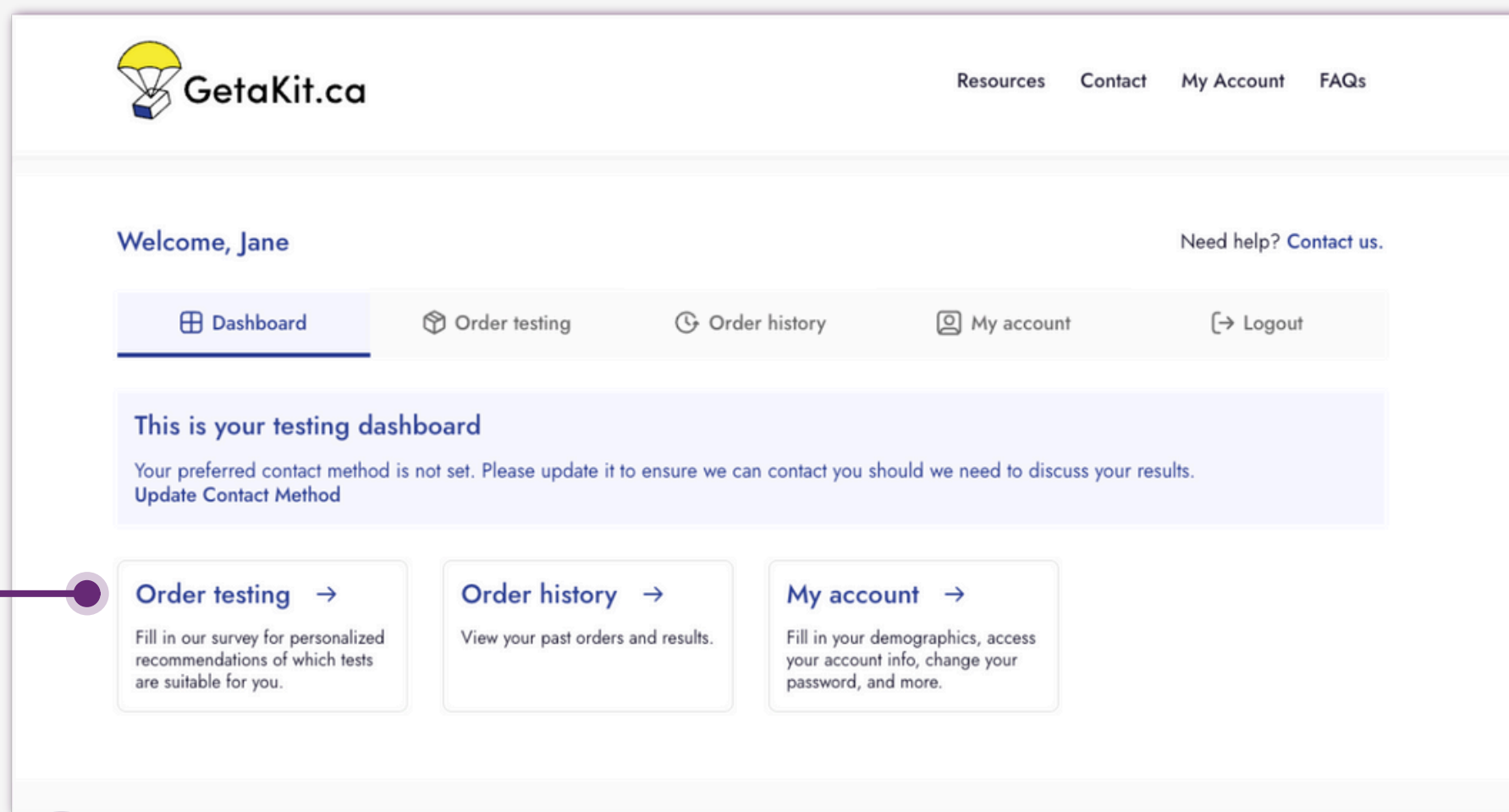
**Step Three**  
Order Your Tests



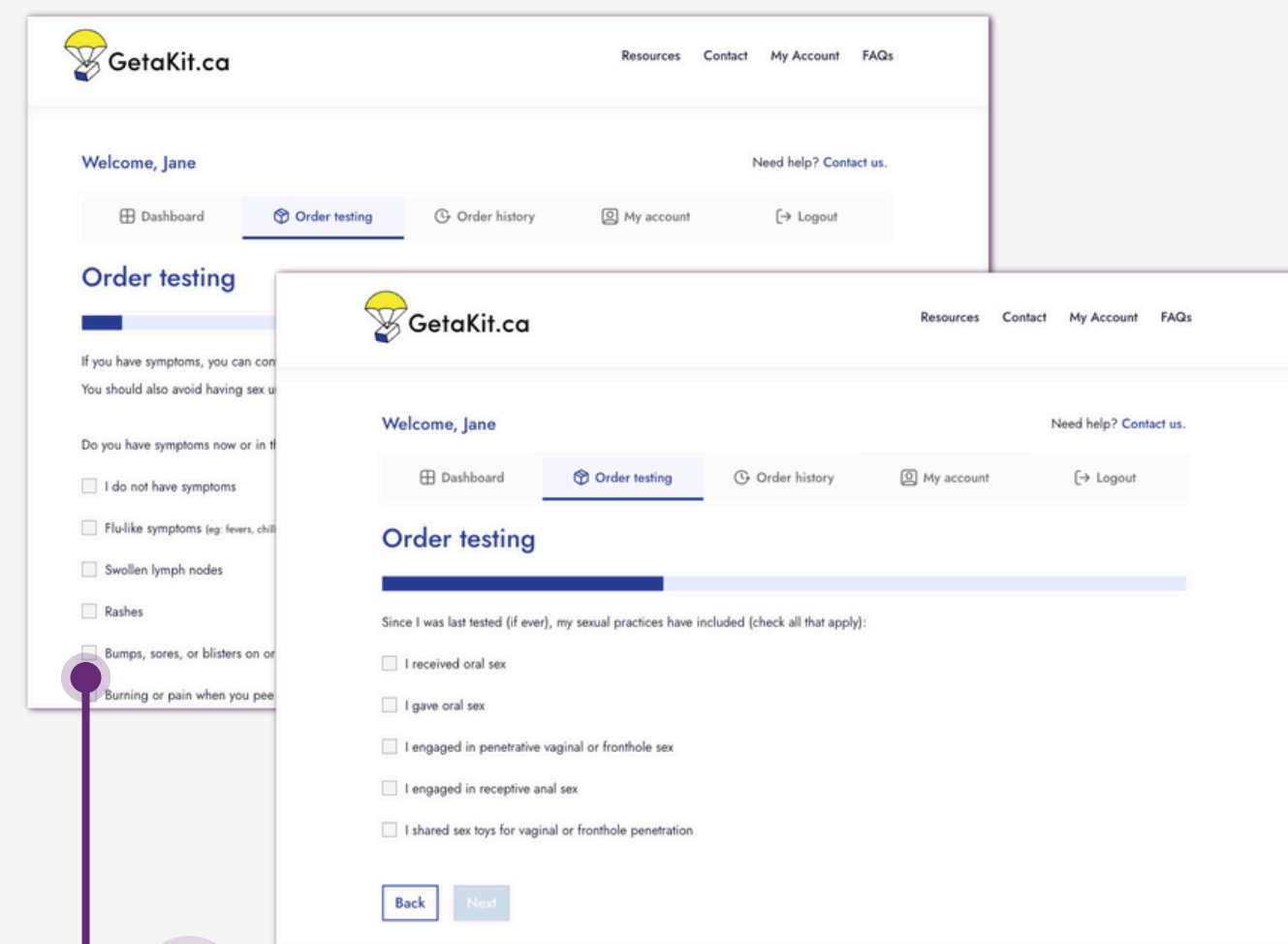
**Step Four**  
Complete Your Tests



**Step Five**  
Get Your Results



Once you're logged in, go to your **Dashboard** and click **Order testing**.  
**Note:** If you've just registered, it may ask you to fill out some basic demographic information before taking you to **Order testing**.



In **Order testing**, you'll be guided through a series of questions to help determine what tests you'll be recommended.



## Step One

Login or Register

## Step Two

Get Assessed

## Step Three

Order Your Tests

## Step Four

Complete Your Tests

## Step Five

Get Your Results

**Order testing**

We recommend the following tests and services for you. Please select which you want:

**Gonorrhea & Chlamydia – Urine**

This will test for chlamydia and gonorrhea in your genitals. You will receive a requisition to do this testing at a laboratory.

Select an option

**HIV Serology**

A requisition for an HIV blood test that you take to a laboratory. This test can usually detect HIV 6 weeks after exposure. This test has a false positive rate of essentially 0. This test is diagnostic, and if positive is reported to your local public health unit.

Select an option

Review this pre-test form: [Understanding the Risks & Benefits of HIV Testing](#)

**Possible Tests and Services**

For complete and comprehensive care for sexually transmitted infections (STIs), we recommend you see a clinician for some other services. These include:

- Contraception (birth control) resources
- Naloxone
- PrEP assessment

**Syphilis Serology**

This will test for a syphilis infection. You will receive a requisition to do blood testing at a laboratory.

Dashboard | Order testing

**Shipping and Pickup Options**

How would you like to receive your package?

**Send directly to a Lab (Easiest Option)** >  
Available at a lab within 24 hours

**Download / Print (Fastest Option)** >  
Available same day, 7 days per week

Back | Review Order

**Digital Delivery**

For tests that are done in a lab, you can either send the paperwork directly to a lab or download and print it yourself to bring to a lab.

**!**

GetaKit will give you a list of recommended tests for you to choose which you do and don't want. They may also recommend other services you can speak to a clinician about or, in some circumstances, be provided with a referral for PrEP.

Dashboard | Order testing

**Shipping and Pickup Options**

How would you like to receive your package?

**Ship to my Address** >  
Takes 1-2 business days for delivery

Back | Review Order

**Mail Out**

For HIV self-tests and / or swabs ordered, GetaKit will send it straight to you in discreet packaging.



**Step One**  
Login or Register

**Step Two**  
Get Assessed

**Step Three**  
Order Your Tests

**Step Four**  
Complete Your Tests

**Step Five**  
Get Your Results

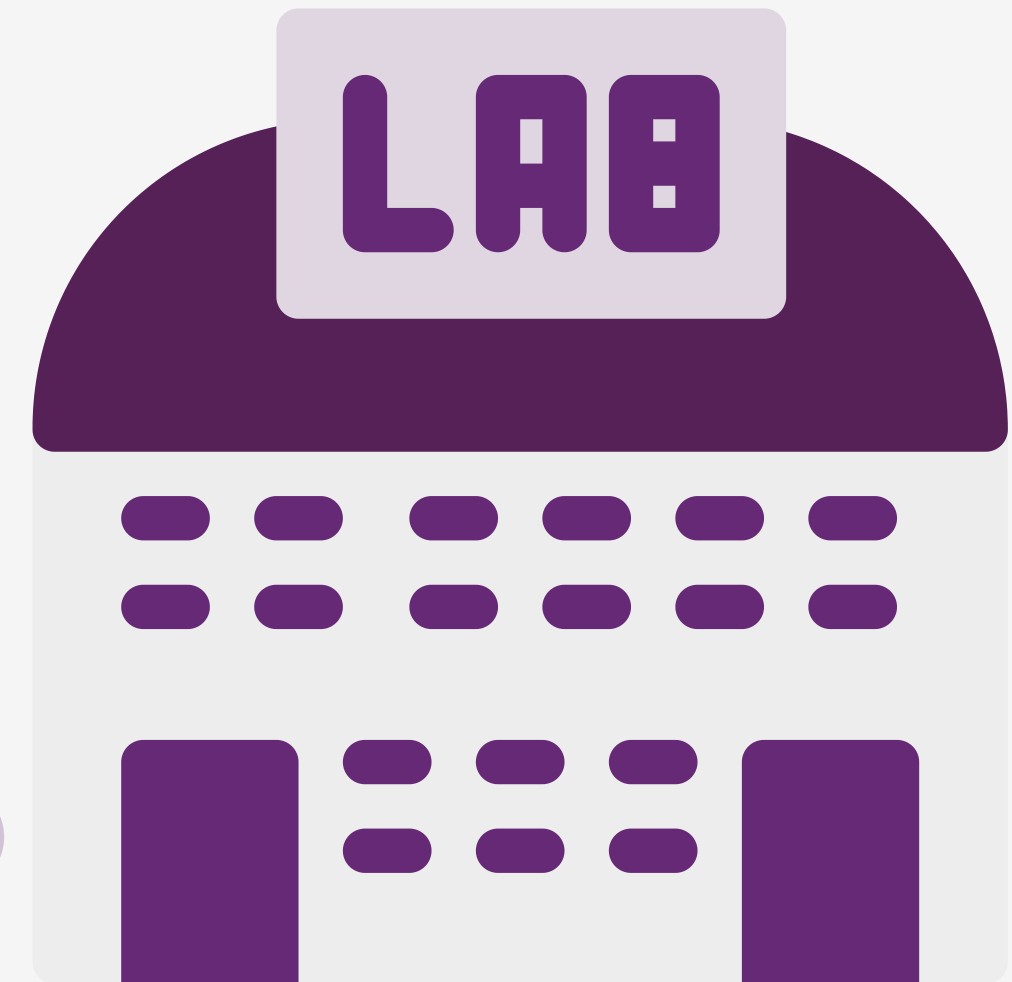
**After ordering your tests, go to a lab to complete your testing.**

At the lab, you may:

- Give a urine sample
- Have blood taken
- Drop off your self-collected swabs



To find a lab closest to you, you can visit the **Ontario Association of Medical Laboratories** or call **(416)250-8555**.





## Step One

Login or Register

## Step Two

Get Assessed

## Step Three

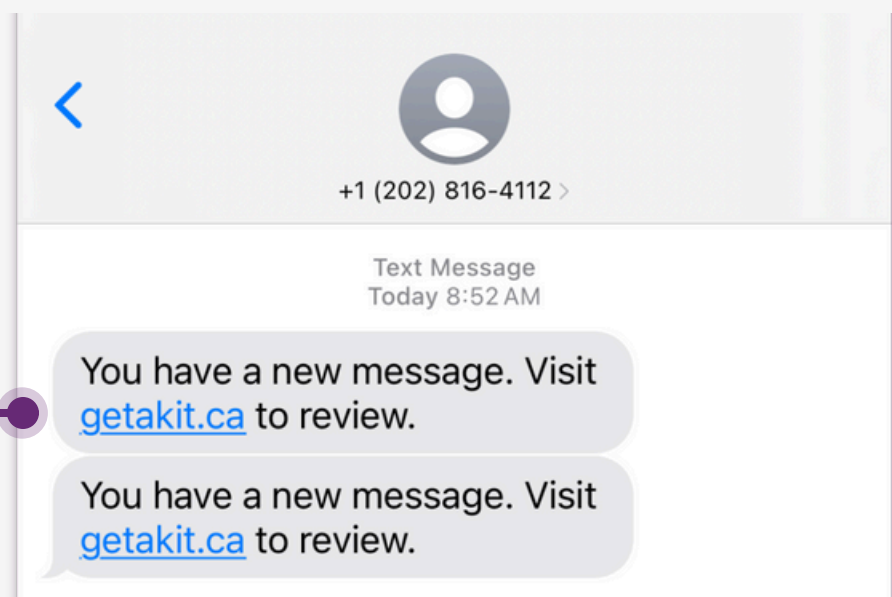
Order Your Tests

## Step Four

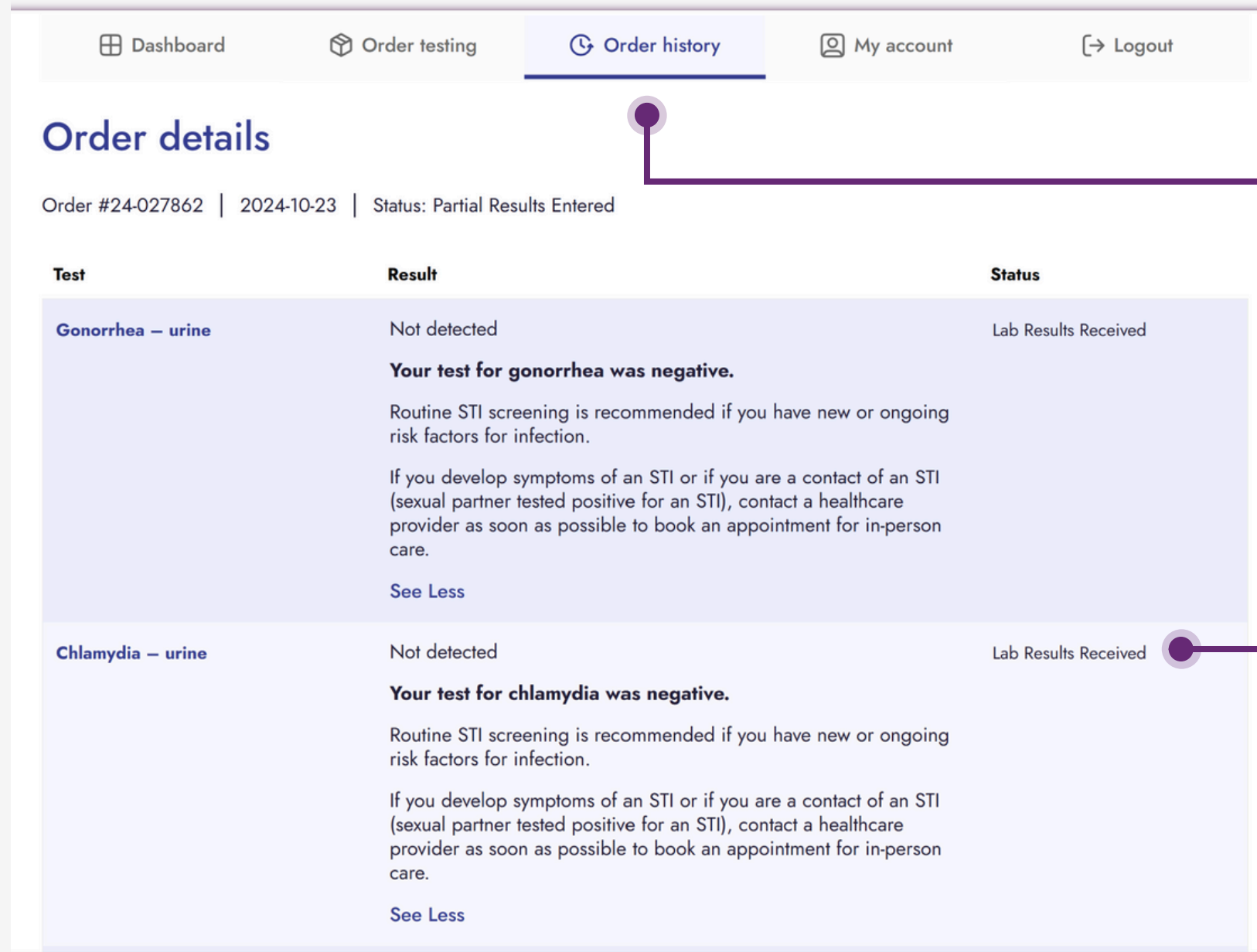
Complete Your Tests

## Step Five

Get Your Results



! You can sign up for text alerts to know when your results are ready.



! You can view your test results in your **Order history**.

! You'll be able to check the status of your tests and their results.

# ? — Where is GetaKit available?

Location	Tests Available
Across Ontario	HIV self-test
<ul style="list-style-type: none"> <li>• Eastern Ontario Health Unit</li> <li>• Halton Public Health</li> <li>• Hastings Prince Edward County</li> <li>• Kingston, Frontenac, Lennox &amp; Addington</li> <li>• Leeds, Grenville, Lanark</li> <li>• Middlesex London</li> <li>• North Bay Parry Sound</li> <li>• Ottawa Public Health</li> <li>• Peel Region</li> <li>• Peterborough</li> <li>• Renfrew &amp; District County</li> <li>• Simcoe-Muskoka</li> <li>• Southwestern</li> <li>• Waterloo</li> <li>• Wellington, Dufferin, Guelph</li> <li>• Windsor Essex</li> <li>• York Region</li> </ul>	<p>Gonorrhoea/Chlamydia</p> <ul style="list-style-type: none"> <li>• Urine</li> <li>• Oral/rectal swabs</li> </ul> <p>HIV serology</p> <p>Syphilis serology</p> <p>Hepatitis C serology</p>



## What if it's not available in my area?

If GetaKit /a specific test is not offered in your area, you still have options.

- Connect with a [WHAI Coordinator](#) at your nearby AIDS Service Organization (ASO) to help you navigate your options.
- Use [CATIE's Where To?](#) director to find HIV and STBBI testing locations near you.



## ? — How long do results take?


Test	Turnaround Time
Urine	1 - 2 business days
Oral / Rectal Swabs	4 - 5 business days
Blood	3 - 7 business days

## ! — Get automated reminders

When should you re-test?

GetaKit <no-reply@getakit.ca>  
To Patrick O'Byrne

10:28 AM



Hello! Allô!

A question we get a lot is: *how often should I re-test?* The answer is now.

In keeping with the Ontario Ministry of Health HIV testing guidelines, we recommend testing at 3-weeks, 6-weeks and 3-months (3-6-3) after possible exposure. If you're getting this email, it's been at least three months since your last order and it might be a good time to re-order at [GetaKit.ca](https://getakit.ca).